

## Title: Theme Based Integrated Curriculum

Target: Primary teachers

(Learn English from daily events in various subjects)

Abstract of the Movie:

Ms. MAN Sze Wing Jessica, the Principal of PLK Lam Man Chan English Primary School, shared the implementation of Theme Based Integrated Curriculum to allow the adaptation of P1 students in school. The curriculum integrated the English curricula both P1 and P2 into 10 themes, i.e. School, Body, Home, Hobbies, Festivals, Food, Animals, Tales, Weather and Seasons, Countries and Culture. The themes of the integrated curriculum were also involved in subjects of English, Chinese, General Studies and Music. The drawings or art pieces would also be involved if their themes can be related. Ms. MAN addressed that students surely learn faster with confidence through the adoption of integrated curriculum because they got opportunities to use their English. In the meantime, the theme of "Animal" is the most welcome topic by the students as it allowed the field studies in Hong Kong Zoological and Botanical Gardens. Students could search information by themselves, make observations, and cooperate to learn mutually with their classmates in diversified learning modes. Students learned self-directed learning and got a sense of success in learning.

Advices for the Post-movie Activities



School teachers / parents could take reference to the experience in Lam Man Chan School and try to arrange their own field studies for their students / kids to have self-directed learning. Here with one example advised:

Theme: Food  
Related Subjects: English, Chinese, General Studies  
Field trip place: Health Education Exhibition & Resource Centre

Address:	Block S4, Kowloon Park, Tsim Sha Tsui, Kowloon.
Opening Hours:	Tuesday, Wednesday, Friday and Saturday: 8:45 am to 6:15 pm Sunday: 11:00 am to 9:00 pm Monday, Thursday and Public Holidays: Closed
Admission:	Free
Enquiry:	2377 9275
Website:	

## Pre-trip Preparations

1. Learn some words related to the theme with your kids. Herewith some websites for your reference:

Kinds of food	Names of food
	

2. Go to the website of Health Education Exhibition & Resource Centre and visit the floor plan of the center so that you know the locations of the exhibition of each topic;
3. Select / distribute topics for field studies in the Exhibition Contents, for examples:
  - ✓ Food Additives
  - ✓ Food Labelling
  - ✓ Genetically Modified Food
  - ✓ High Risk Food
4. Set out the scopes of information collected including:
  1. What are Food Additives / Food Labelling / Genetically Modified Food / High Risk Food?
  2. What kinds of food do it relate to?
  3. What are its influences on us?

## Works in Field Studies

1. Bring with pencils and worksheet (see attachment 1) / notebook together with a camera for photo taking;
2. Go and visit the exhibitions for topics selected and guide your kids to understand the contents;
3. Guide your kids to jot down related information with simple English and take photos.

## Post-trip Presentation

1. Let your kids to do the presentation with e-PowerPoint / handwriting in printed copy (see attachment 2) in according to their abilities;
2. Guide your kids to answer the questions with short English phrases or words with information collected to complete the presentation. The kids may not need to answer in full sentences in according to their abilities;
3. Guide your kids to read aloud the questions and answers;
4. Video-tape and share their presentations.

請以英文短句回答以下問題。 Answer the following questions with short English phrases.

1. What are Food Additives / Food Labelling / Genetically Modified Food / High-Risk Food?  
(Circle either one)

甚麼是「食物添加劑 / 食物標籤 / 基因改造食物 / 高風險食物」? (圈出其中一項)

---

---

---

---

2. 它與甚麼食物相關?  
What kinds of food does it relate to?

---

---

---

---

3. 它怎樣影響我們?  
What are its influences on us?

---

---

---

---

Theme:

Food Additives / Food Labelling  
/ Genetically Modified Food /  
High Risk Food

# 1. What are Food Additives / Food Labelling / Genetically Modified Food / High Risk Food?

(Circle either one / delete inappropriate)

---

---


---

---

---

---

(Draw / Stick photos)



## 2. What kinds of food do it relate to?

---

---

---

---


---

---

---

---

(Draw / Stick photos)



### 3. What are its influences to us?

---

---

---

---

---

---

---

(Draw / Stick photos)

A large, empty rounded rectangular box with a black border, intended for drawing or sticking photos. It is positioned to the right of the question and the writing lines.