

**Title: Online Platform-Aided English Learning  
(Help children to learn English via online platform)**

Target: School teachers / Parents of Junior Primary Students

Abstract of the Movie:

The Principal and her teachers in HHCKKA Buddhist Wisdom Primary School shared how to use their school online platform to aid students self-learning English at home. Each student was arranged into a certain reading group according to their reading levels of PM Benchmark. Students would share their feedback after the reading not with pens but using their I-pads to record, photo or video-tape and upload online for the book introduction and sharing with other classmates. Besides, students were requested to record the high-frequency words online and receive comments from teachers and peers. In order to self-learning at home, teachers would pre-record some tapes / movies for students' reference and practice via the platform. Students also needed to complete some tasks in English such as singing an English song and uploading it to a platform to show what they learned.

Advice for the Post-movie Activities:

1. Advices for the School teachers

1.1 Audio Book

- 1.1.1 Teacher selects a series of English picture books with simple sentences and less texts;
- 1.1.2 Teachers / senior students can be invited and audio-taped for their slow recitation of the books. The tape will be uploaded to the online platform;
- 1.1.3 Junior students can read the books at home with aid of the audio-tapes;
- 1.1.4 Students can also audio-tape their recites of certain paragraphs or sentences for teacher assessments.

1.2 Report Reading

- 1.2.1 Student can select and complete an English book reading;
- 1.2.2 Student fills in the reading report (see attachment) with guidance from the teacher / help from parents;
- 1.2.3 Audio-tape / video-tape students' oral reading reports and upload them onto an online platform;
- 1.2.4 Students can take reference with these audio / video reading reports for the selection of books;
- 1.2.5 Teachers / parents can give their positive feedback to these audio / video reading reports.

### 1.3 Theme-based Learning

- 1.3.1 Students learn some related vocabularies of certain themes, e.g. fruit;
- 1.3.2 Students search for pictures with the related vocabulary of the theme;
- 1.3.3 Students write 1-2 sentences with the vocabulary to introduce the pictures with the aids by the teachers (see attachment);
- 1.3.4 Audio-tape / video-tape students' introduction of the pictures and upload them onto an online platform;
- 1.3.5 Teachers, parents or classmates can give mutual assessments or positive feedback to these audio / video introductions.

## 2. Advice for the Parents of Junior Primary Students

### 2.1 Parent-child Report Reading

- 2.1.1 Parent and child can read an English picture book with simple sentences and less texts;
- 2.1.2 The child fills in the reading report (see attachment) with the aids by parents;
- 2.1.3 Video-tape and guide the child to read out the reading report and upload it to the social media platform;
- 2.1.4 Share the videos with the child's classmates, teachers and relatives to collect positive feedback.

### 2.2 Weather Report

- 2.2.1 Parent and child can log into the webpage of Hong Kong Observatory: <https://www.hko.gov.hk/tc/>;
- 2.2.2 Parent and child record the weather and temperature of the date (see attachment);
- 2.2.3 Video tape and guide the child to read out the weather report and upload it to the social media platform;
- 2.2.4 Share the videos with the child's classmates, teachers and relatives to collect positive feedback.

Example

# READING REPORT

TITLE OF BOOK :

Animal Farm

---

AUTHOR:

George Orwell

---

THIS BOOK IS ABOUT:

Some animals in a farm

---

I LOVE THE BOOK BECAUSE:

The story is funny.

---

# READING REPORT

TITLE OF BOOK :

---

AUTHOR:

---

THIS BOOK IS ABOUT:


---

I LOVE THE BOOK BECAUSE:

---

TITLE OF THEME: Fruit

Example



INTRODUCTION :

This is an apple.

It is red and sweet.

TITLE OF THEME: \_\_\_\_\_



Stick the picture here.

INTRODUCTION :

---

---

Example

# WEATHER REPORT

TODAY IS:

17<sup>th</sup> March 2022 (Thursday)

---

IT IS:


cloudy DAY.

---

TEMPERATURE IS:

25 C<sup>0</sup>

---



Draw Today's Weather

# WEATHER REPORT

TODAY IS:


---

IT IS:

\_\_\_\_\_ DAY.

TEMPERATURE IS:

---



Draw Today's Weather