

Title: IT Aided Cross Border Students Learning English

Target: School Teachers

Abstract of the Video:

The Principal and her teachers in HHCKKA Buddhist Wisdom Primary School said that schools adopted different information technologies in three phases to help cross border students to learn English. Teachers would unload topic-related movies with some questions to initiate the curiosities of the students. For example, teachers of P4 shared their growth live shows to students and thus let them prepare for the lessons. For senior students, teachers would like them to do some information research prior to the lessons. During the lessons, teachers would employ software like Padlet or Quizizz to increase the interactivity between teachers and students. Teachers would also use similar software to promote sharing and mutual assessments. Besides, the NET teacher would audio-tape some teaching materials and upload them onto the “Read Aloud” platform to cultivate students’ self-learning abilities and extend their learning times at home.

Advice for the Post-video Activities:

With reference to the advice from the Principal and her teachers in Wisdom Primary School, school teachers can employ the online platform to increase the participation and active learning of cross border students or students stayed home under the pandemic prior, during and after the lessons. The online platform would also tailor-made learning paces for students with diversities and extend their learning times at home.

Herewith with “Pet” as a theme to illustrate the practice:

Theme: Pet

Vocabularies:

Pets’ Name : Dog, Cat, Hamster, Bird, Rabbit, Gold Fish, Turtle

Pets’ Food : Meat, fish, carrot, worm, vegetable

Body Parts : foot/feet, mouth/beak, claw, head, tail, fin, hair, eyes, ears, nose

Sentence structure: It is _____.

It loves to eat_____.

It has _____.

Before the lesson:

- Let students search for the pictures of different pets and answer what the pets love to eat (see attachment).

During the lesson:

- Let students introduce their pet photos and learn to name out the pets and the food they loved in English;
- Teacher teaches student the different body parts of the pets in English;
- Teacher guides the student to describe the different body parts of the pets in English (see attachment).


After the lesson:

- Students tried to video-tape their own introduction to “My Lovely Pet” and share it with teachers, classmates and their parents online (see attachment).

課前 Before lesson:


Theme主題：寵物 (Pets)

- 試從網上找出以下寵物的照片，搜集牠們喜歡吃的東西。Please search for pets' picture from online and find out what they love to eat.
- [任何兩種寵物 Any of two pets:狗(Dog)、貓(Cat)、倉鼠(Hamster)、鳥(Bird)、兔子(Rabbit)、金魚(Gold Fish)、龜(Turtle)]



It is a _____.

It loves to eat _____.



It is a _____.

It loves to eat _____.

課前 Before lesson: Example

Theme主題：寵物 (Pets)

- 試從網上找出以下寵物的照片，搜集牠們喜歡吃的東西。Please search for pets' picture from online and find out what they love to eat.
- [任何兩種寵物 Any of two pets:狗(Dog)、貓(Cat)、倉鼠(Hamster)、鳥(Bird)、兔子(Rabbit)、金魚(Gold Fish)、龜(Turtle)]



It is a dog.

It loves to eat meat.



It is a cat.

It loves to eat fish.

Example

It is a rabbit .

long ears

red eyes

white hairs




1. It has red eyes .

3. It has white hairs .

2. It has long ears .

4. It loves to eat carrot .

My Lovely Pet



1. It is a _____.

2. It loves to eat _____.

3. _____.

4. _____.

5. _____.

My Lovely Pet

1. It is a dog.
2. It loves to eat meat.
3. It has four legs.
4. It has brown hairs.
5. It has long tail.

